

Living, Kitchen & Bathroom

RAK
CERAMICS

Living, Kitchen & Bathroom



RAK
CERAMICS

Five different residential locations celebrating the kitchen and bathroom areas as key spaces of any house, with a truly contemporary lifestyle concept.

Indoor spaces where different materials blend in a sublime way, both indoors and outdoors.

A visually stimulating proposal featuring several interior design options to showcase the scale and versatility of RAK Ceramics' product range, with a special focus on our porcelain mega slabs and our latest ceramic collections.

Living, Kitchen & Bathroom is a tribute to the spaces that make a house a home. It also extends an invitation to be more imaginative and creative in the choice of materials, décors and finishes to achieve the full potential of any living space.

GREEN HOUSE

Wall: Plank wood beige 29.5x120
Floor: Curton grey 60x120
Counter wall: Curton grey 60x120
Counter top: Macaubas white 135x305

A stylish villa with two main standout elements – light and nature. Surfaces reminiscent of wood and concrete to create an osmotic relationship with the outdoors. Vibrant structure patterns and décors to add extra movement and depth to the overall space.



Wall: Design concrete grey 60x60
Floor: Circle wood nut 19.5x120
Counter wall: Metro classic bianco 6.5x26
Counter top: Revive concrete xl grey 135x305







Wall: Spatula tortora 40x80, Spatula brown 40x80
Floor: Design concrete ivory 60x60



Wall: Trama bone 30x90, Trama beige 30x90
Trama mix decor 30x90
Floor: Fox wood brown 19.7x120



GREENHOUSE LIVING AND KITCHEN 1

- A. Plank wood beige 29.5x120
- B. Curton grey 60x120
- C. Macaubas white 135x305



A



B



C

GREENHOUSE LIVING AND KITCHEN 2

- D. Metro classic bianco 6.5x26
- E. Design concrete grey 60x60
- F. Circle wood nut 19.5x120
- G. Revive concrete xl grey 135x305



D



E



F



G

GREEN HOUSE BATHROOM 1

- A. Spatula tortora 40x80
- B. Spatula brown 40x80
- C. Design concrete ivory 60x60

A

B

C

GREEN HOUSE BATHROOM 2




- D. Fox wood brown 19.7x120
- E. Trama bone 30x90
- F. Trama beige 30x90
- G. Trama mix decor 30x90

D

E

F

G




PENTHOUSE

Exclusive access to the best panoramic views, elegant contemporary designs and the ultimate urban luxury atmosphere. The unquestionable charm of a home high-in-the-sky which demands luxury in every single interior design choice.

Wall: Thassos hyper white 120x280,
Metro classic graphite grey 6.5x26
Floor: Amani marble dark grey 120x120
Counter: Thassos hyper white 135x305




Wall: Palissandro ivory 120x260
Floor: Lava concrete white 60x120
Counter wall: Surface xl off white 120x120
Counter top: Uni mocca 135x305







Wall: Milka marble white and white decor 30x90,
Milka concrete grey decor 30x90
Floor: Basic concrete dark grey 60x60



Wall: Porpora stone grey and grey decor 30x90,
Porpora stone white 30x90
Floor: Runway grey 60x60



PENTHOUSE LIVING AND KITCHEN 1

- A. Metro classic graphite grey 6.5x26
- B. Thassos hyper white 120x280 and 135x305
- C. Amani marble dark grey 120x120



PENTHOUSE LIVING AND KITCHEN 2

- D. Lava concrete white 60x120
- E. Uni mocca 135x305
- F. Palissandro ivory 120x260
- G. Surface xl off white 120x120



PENTHOUSE BATHROOM 1

- A. Milka marble white decor 30x90
- B. Milka concrete grey decor 30x90
- C. Milka marble white 30x90
- D. Basic concrete dark grey 60x60



PENTHOUSE BATHROOM 1


- E. Porpora stone white 30x90
- F. Porpora stone grey 30x90
- G. Porpora stone grey decor 30x90
- H. Runway grey 60x60



BEACH HOUSE

Stunning beach views, wicker furniture and a refined yet informal vibe. A careful combination of natural-looking surfaces to give a beach house plenty of functionality and an everlasting summer look.


Wall: Calacatta verde 120x280
Floor: Breccia daino beige 60x120
Counter: Calacatta verde 135x305




Wall: Smeraldo blue 120x280
Floor: Challet wood ivory 19.7x120
Counter: Uni light grey 135x305







Wall: Refrain beige and beige decor 40x120,
Black beauty 120x280
Floor: Opificio sand 60x60



Wall: Erez marble white and white decor 30x90,
Amani marble light grey 120x280
Floor: Design concrete light grey 60x120



BEACH HOUSE LIVING AND KITCHEN 1

- A. Breccia daino beige 60x120
- B. Calacatta verde 120x280 and 135x305



A



B

BEACH HOUSE LIVING AND KITCHEN 2

- C. Smeraldo blue 120x280
- D. Challet wood ivory 19.7x120
- E. Uni light grey 135x305



C



D



E

BEACH HOUSE BATHROOM 1

- A. Refrain beige 40x120
- B. Refrain beige decor 40x120
- C. Opificio sand 60x60
- D. Black beauty 120x280



BEACH HOUSE BATHROOM 2


- E. Design concrete light grey 60x120
- F. Erez marble white 30x90
- G. Erez marble white decor 30x90
- H. Amani marble light grey 120x280



STUDIO APARTMENT

Creating a studio apartment means designing a single multifunctional open space seamlessly incorporating all the key elements that make a home. We imagined two functional urban studio apartments where materials leave no compromise on comfort or aesthetics.

Wall: Flag stone xl dark grey 120x280
Floor: Detroit metal light grey 60x120



Wall: Felce grey decor 120x280
Floor: Burano grey 60x120





Wall: Marakkesh white and ivory 7.5x30,
Calacatta gold white 120x280
Floor: Clay stone beige 80x80



Wall: Braid grey 40x120, Calacatta cielo 120x280
Floor: Select wood oak 19.5x120



STUDIO APARTMENT OPEN SPACE 1

- A. Flag stone xl dark grey 120x280
- B. Detroit metal light grey 60x120




STUDIO APARTMENT OPEN SPACE 2

- C. Burano grey 60x120
- D. Felce grey decor 120x280



STUDIO APARTMENT BATHROOM 1

- A. Marakkesh white 7.5x30
- B. Marakkesh ivory 7.5x30
- C. Clay stone beige 80x80
- D. Calacatta gold white 120x280



STUDIO APARTMENT BATHROOM 2

- E. Braid grey 40x120
- F. Select wood oak 19.5x120
- G. Calacatta cielo 120x280



IN & OUT

Wall (out): Shine stone ivory 30x60
Wall (in): Tokyo concrete grey 120x260
Floor (out): Shine stone beige 60x60
Floor (in): Circle wood nut 19.5x120

When indoor activity seamlessly flows into outdoor leisure. A space where durable natural-looking surfaces perfectly fit the open-air setting, whilst providing extra safety thanks to special anti-slip technologies.




Wall (out): Curton white 60x60
Wall (in): Revive concrete xl concrete grey 120x280
Floor (out): Plank wood beige 19.5x120, Curton grey décor 60x120
Floor (in): Paleo grey 60x120






IN & OUT 1

- A. Shine stone ivory 30x60
- B. Shine stone beige 60x60
- C. Circle wood nut 19.5x120
- D. Tokyo concrete grey 120x260



IN & OUT 2

- E. Paleo grey 60x120
- F. Curton white 60x60
- G. Curton grey décor 60x120
- H. Plank wood beige 19.5x120
- I. Revive concrete xl concrete grey 120x280



RAK CERAMICS
P.O. Box 4714, Ras Al Khaimah,
United Arab Emirates (U.A.E.)
Tel.: +971 7 2467000
Fax: +971 7 2445270
Email : info@rakceramics.com

RAKCERAMICS.COM

RAKCERAMICS.COM
